

MIT Coastal Sailing Shore School

IAP 2026

Introduction To Bluewater Sailing
Teresa Augustin
Scott Dynes



Course Schedule:

IAP 2026


Date	Topic
Tue Jan 6 th	Introduction to Bluewater
Thurs Jan 8 th	Sailing Beyond MIT*
Tue Jan 13 th	Safety and Emergencies
Thurs Jan 15 th	Navigation I - Basics*
Tue Jan 20 th	Navigation 2 - Electronics
Thurs Jan 22 nd	Nav. Apps and Sail Trim
Tue Jan 27 th	Knots*
Web Jan 28 th	Living Aboard a Boat
Thurs Jan 29 th	Splicing and Soft Shackles*

* These sessions have signups to determine supplies

Agenda

- Introduction
- About MIT's bluewater sailing program
- How can you get involved?
- The bluewater boat: the basics and the experience

The MIT Sailing Program




MIT's sailing program is among the oldest in the nation.

The ongoing mission is to provide the MIT community with opportunities to sail and improve their nautical skills.

- The MIT sailing pavilion was built in 1935
- Today there are ~100 sailboats at the pavilion, ranging from Tech dinghies to foiling kiteboards
- The MIT sailing program hosts over 2000 people every year

The MIT Sailing Program



There are so many ways to enjoy sailing
at MIT!

The MIT Sailing Program



MIT's sailing program is among the oldest in the nation.

The ongoing mission is to provide the MIT community with opportunities to sail and improve their nautical skills.

- While everyone knows about the river sailing, MIT is almost unique in also having a Bluewater boat as part of the program

Agenda

- Introduction
- **About MIT's bluewater sailing program**
- How can you get involved?
- The bluewater boat: the basics and the experience

What is bluewater sailing?

Usually means sailing way offshore - the water really is a mesmerizing blue.



What is bluewater sailing?

For us, it means sailing somewhere other than the river - “coastal” sailing.

Since the early 1980s MIT has had a series of bluewater boats due to the graciousness of those who believe in the MIT mission and donated boats to the program:

Mashnee - Buzzards Bay 30 -- **Thanks to Jan and Mary Rozendaal !!**

X-Dimension - C&C 43 -- **Thanks to David Collins '59 !!**

Nevermore - Tartan 37 -- **Thanks to Ralph Reis '48 !!**

Hermes - San Juan 24

Aleida - Hinckley 38 -- **Thanks to Albert Hopeman '34**

Goals of the program...

- Expose sailors to cruising and racing
- Build confidence on the water
- Strengthen on water skills
 - Safety
 - Communication
 - Crewmanship
- Strengthen the MIT sailing community



Our last boat: X-Dimension



- 1973 C&C 43 Custom
- 43 feet length
- 7.5 feet deep
- 58' feet tall



Our current boat: Mashnee

- 1903 Herreshoff BB30
- 46 feet on deck
- 50+ feet overall
- 7.5 feet deep



MASHNEE in 2004

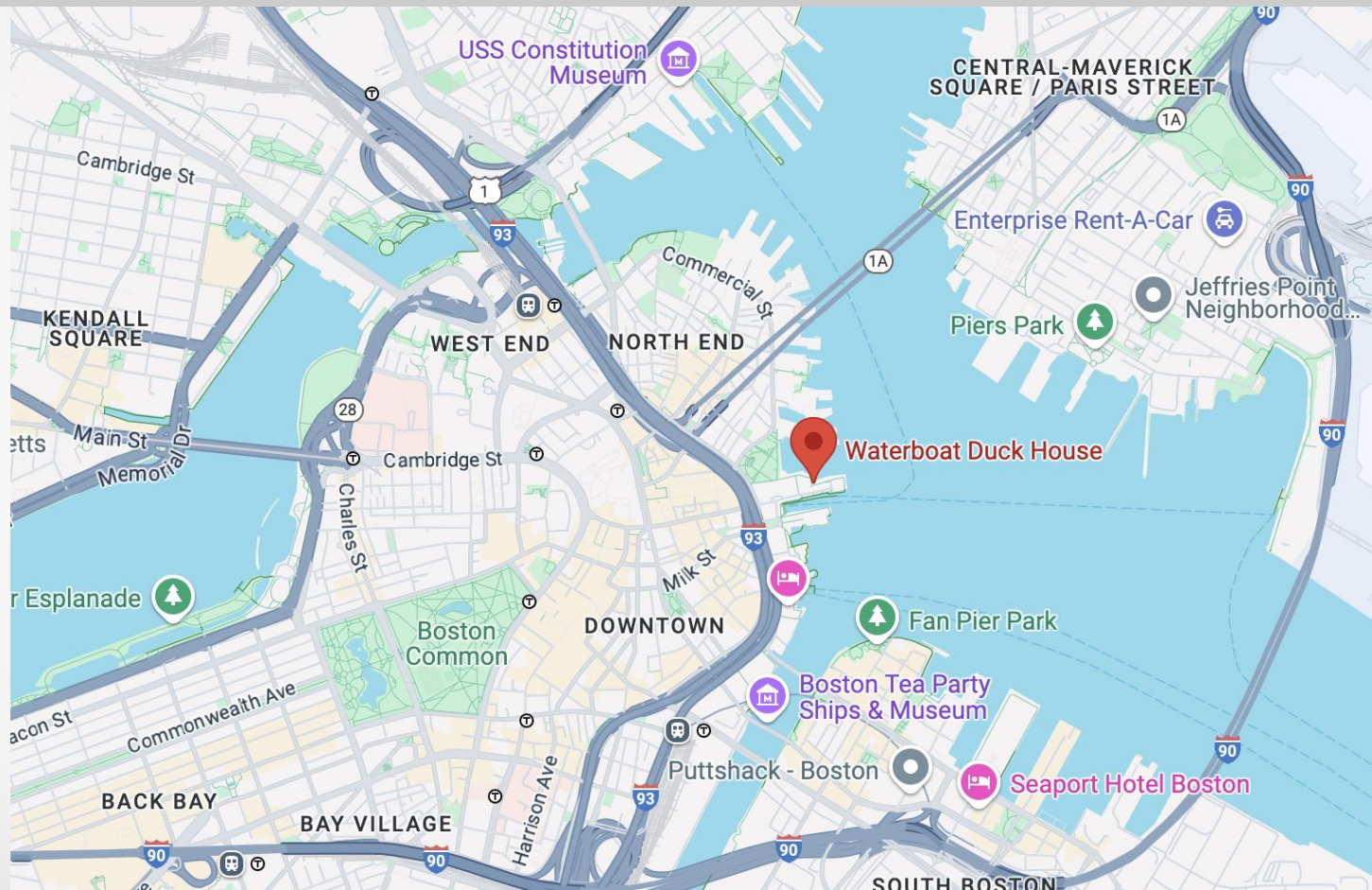




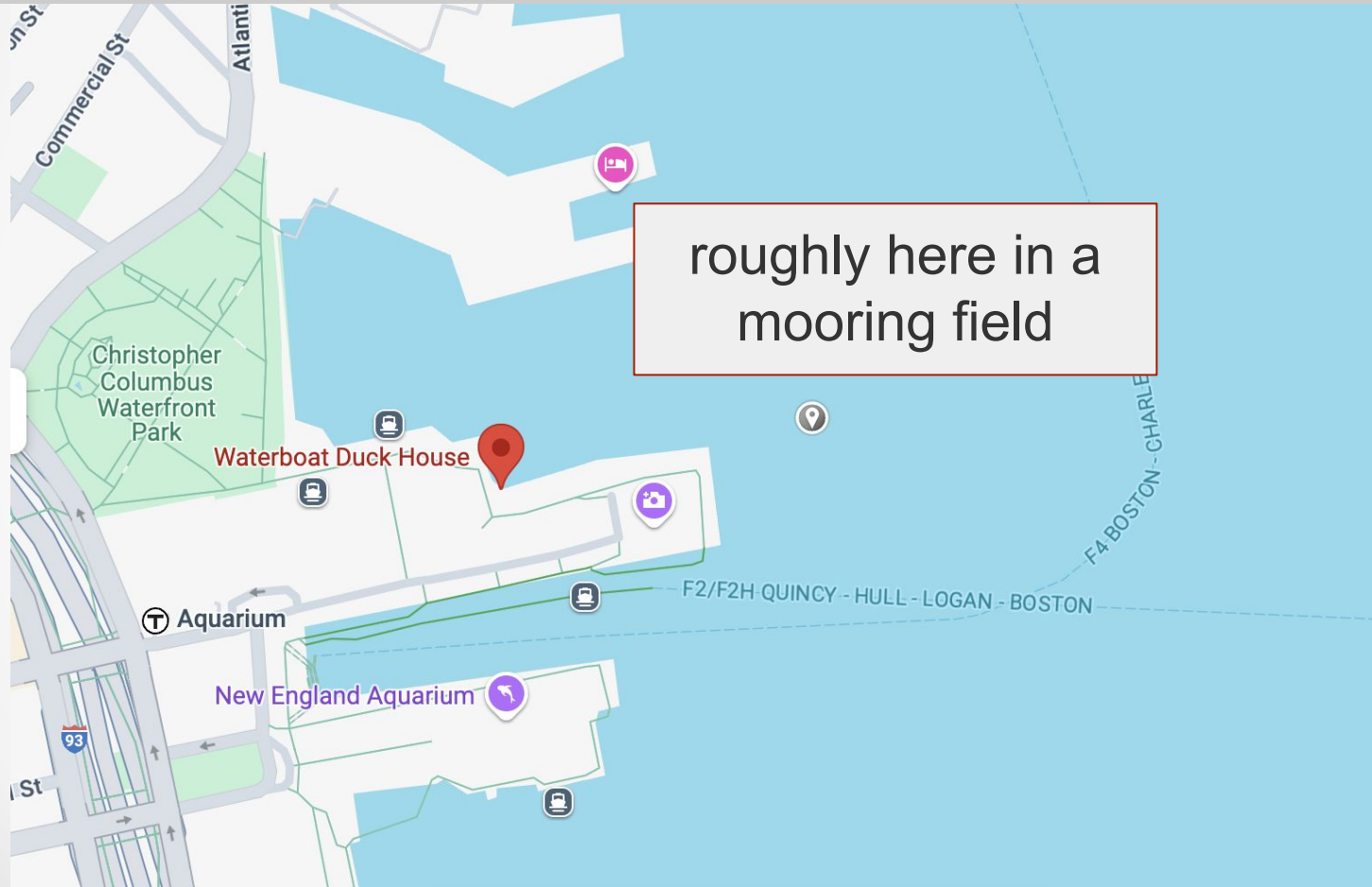
Mashnee



Where is Mashnee?



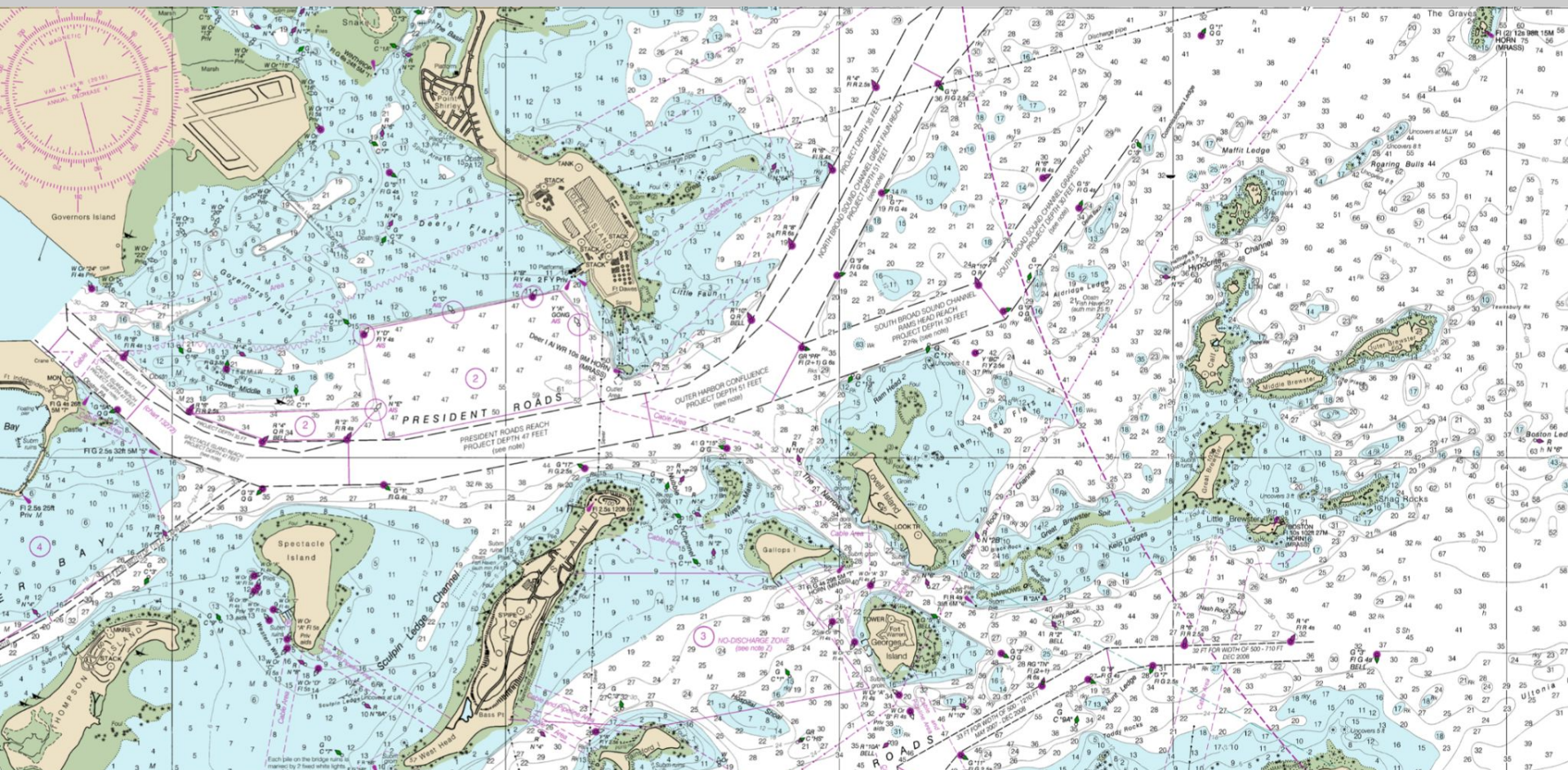
Where is Mashnee?



Where is Mashnee?





Where we sail



What we do with Mashnee

- Harbor island cruises
 - evenings and weekends
- Training sessions
 - usually evenings during the week
- Racing
 - Wednesday evening and weekends (last year also race in Newport)
- Women's sail and women's racing coming next season
- Night sailing
- Longer trips
 - e.g. Gloucester, Maine, P'town, Newport
 - camping island trip
- Work days
- Social events
 - e.g. bar/restaurant after sailing, island book club, flotilla







Picture credit: Mark Landry










Lots of sunsets...



... and more sunsets








Night sailing







Sailing further out of the islands (here, Graves Light)



Longer trips require provisioning planning
(which this seagull would have loved to eat as well...)



Sometimes we take the dinghy with us
(e.g. to explore islands)



Last year's camping trip

We also sometimes sleep on the boat
(more or less comfortably)





We only sail in fair weather conditions with
winds up to 20 kts



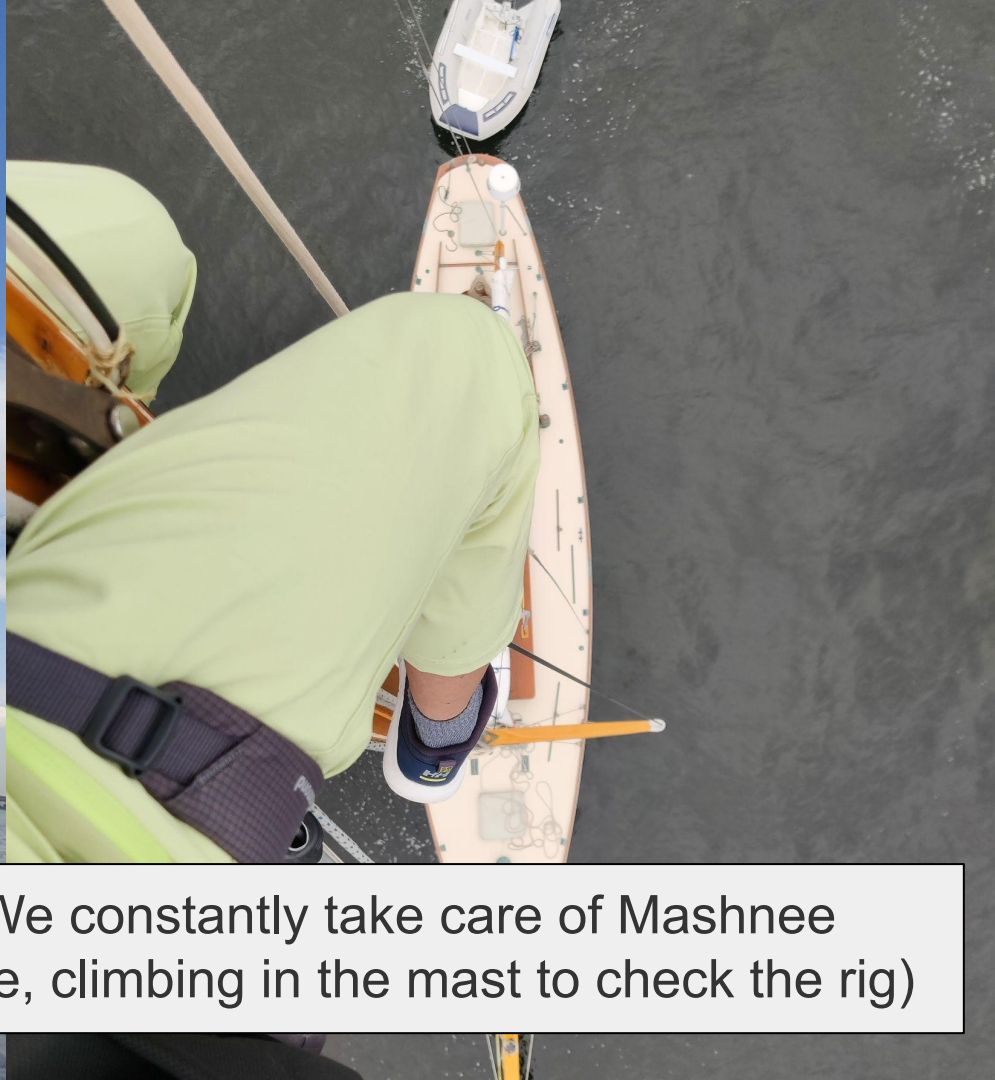
We still sometimes end up in the rain...



On Mashnee you can learn all the big-boat basics
(e.g. here, furling the jib)



We also practice maneuvers
(e.g. here, docking)



We constantly take care of Mashnee
(here, climbing in the mast to check the rig)



Racing on Mashnee





Lots of boats in the harbor participate in the races









In races, we regularly make use of the spinnaker



This season, we'll also have a ladies team
(here, a women's sail from last season)





But besides trying to go fast, most importantly we have fun as a group :)






We celebrate



And we do relaxing trips as well



Last-season's skippers



Ryan




Libby



Adam



Ted



Teresa



Scott




Henri-Louis

Season timeline

January: IAP
& Day
Skipper
Theory

April - October:
Sailing on
Mashnee

Fall and winter:
Maintenance
works on
Mashnee



Making progress towards competent crew

- check off key big boat sailing skills on the crew sheet (can download and print out)
- also keep sailing on the river as well!
- do official courses outside of MIT
- sail on other boats

Name:

To obtain the Bluewater Crew rating, sailors should (A) complete 1 endorsed Cruising course or the NauticEd online course, (B) complete at least 1 on-the-water class, (C) participate as crew in at least 2 pleasure sails. Between B & C, each skill in the below "skills checklist" must be "covered" and "checked off."

A. Course material. Complete ONE of the courses below:

Course	Completion Date
NauticEd.org Skipper Course (use "MITNAXD" discount code)	
ASA 103 "Basic Coastal Cruising" or US Sailing "Basic Cruising"	

B. On-the-water class. Successfully complete at least **ONE** class aboard MASHNEE:

Date:

Instructor:

C. Pleasure sails. Participate as crew in at least **TWO** (but often **5 or more**) sails aboard MASHNEE

Date:	Date:
Skipper:	Skipper:
Signature:	Signature:

Basic Operation	Cover	✓	Off	Safety	Cover	✓	Off
Mooring Approach / Departure				Working w/ new sailors			
Raising & Lowering Mainsail				Radio Procedures			
Unfurling & Furling Foresail				Location & Use of fire extinguishers			
Reefing Mainsail				Location & Use of PFDs & Throwables			
Basic Sail Trim				Crew overboard			
Tacking				Distress signals			
Gybing				Checking and emptying the bilges			
Assisting with Docking				Familiarity w/ layout of Boston Harbor			
Use of Head				Safe Winch Operation			
Dinghy Operation / Driving				Running Backs			
Knots: Bowline				Navigation			
Cleat Hitch				Familiarity w/ Layout of Boston Harbor			
Rolling Hitch				Rules of the road			
Stopper Knot				Coastal piloting using nautical chart			
Clove Hitch				Aids to navigation			
Sail Tie Slip Knot				Knowledge of boat's draft (8'4")			
Coil & Heave Line				Use of GPS chartplotter			
Starting & Stopping Engine							

Agenda

- Introduction
- About MIT's bluewater sailing program
- **How can you get involved?**
- The bluewater boat: the basics and the experience

How to get involved

- Stay up to date with posted sails:
Sign up to the bluewater email list
- Sign up for events on the calendar
(no experience necessary!)
 - without experience, best to
sign up for harbor cruises
and training sessions
- Skippers will pick crew with a range
of experience

Mashnee Thursday Evening Harbor Sail

Thu 29-Aug-2024 17:30-20:30
Registration Start: 23-August-2024 at 00:00
Registration End: 27-August-2024 at midnight

Entries

REG #	LAST NAME	FIRST NAME	STATUS
1	LIU	CHUNWEI	Confirmed
3	KRAMER	KELBY	Pending
4	Augustin	Teresa	Confirmed edit
5	CHAN	WEI TING SAMANTHA	Pending
6	Perinelli	Giuditta	Pending
7	Kelley	Andrew	Confirmed
8	YAMOAH	MEGAN	Confirmed
9	Barry	Dylan	Confirmed
10	CHAVEZ	EDITH	Pending
11	TRAN	NHAN-AN	Confirmed
12	MCCUTCHEON	AARON	Pending
13	HERRERA ARIAS	LUIS FERNANDO	Pending

Cancelations

REG #	LAST NAME	FIRST NAME
2	WENZEL	GABI edit

Organizers

Questions about this event should be directed to the organizer(s): [SCOTT DYNES](#)

Agenda

- Introduction
- About MIT's bluewater sailing program
- How can you get involved?
- **The bluewater boat: the basics and the experience**

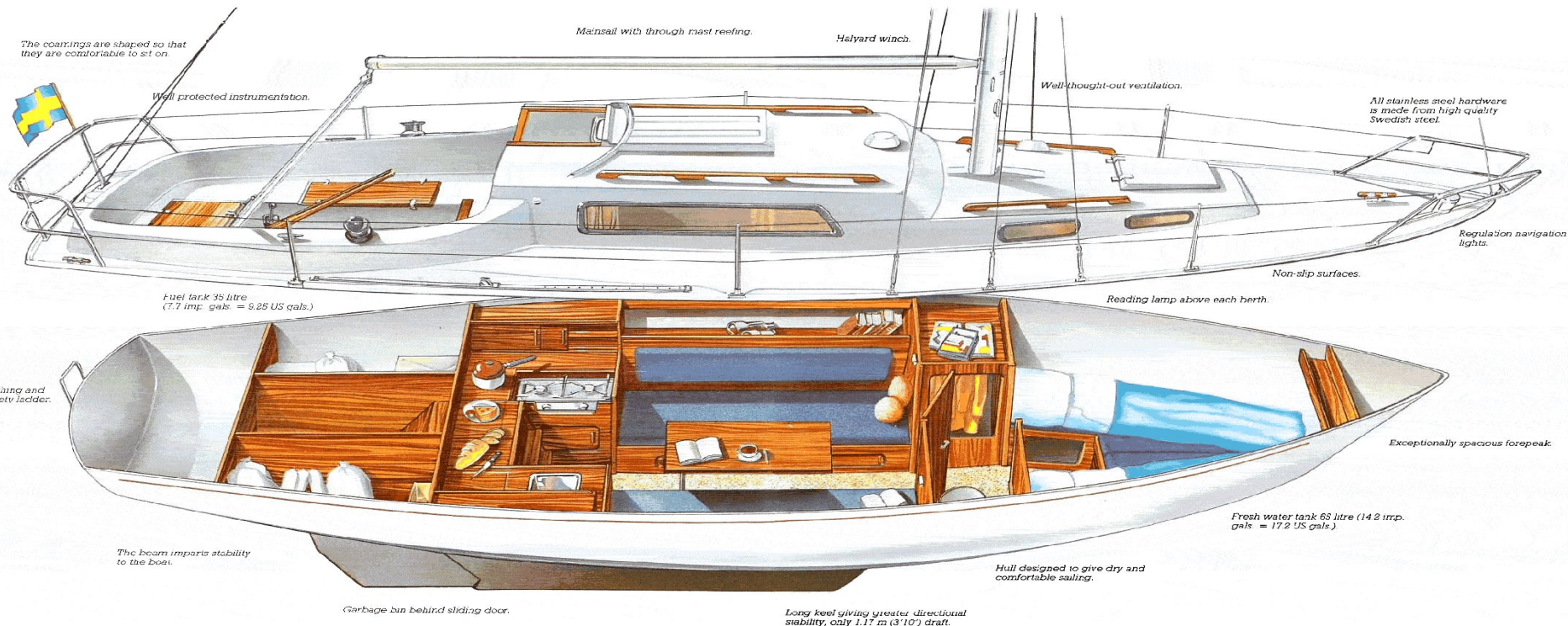
Let's Look At Boats

- Monohull vs. Catamaran
- Cruiser vs. Racer
- Short, Medium, or Long

12' Tech Dinghy



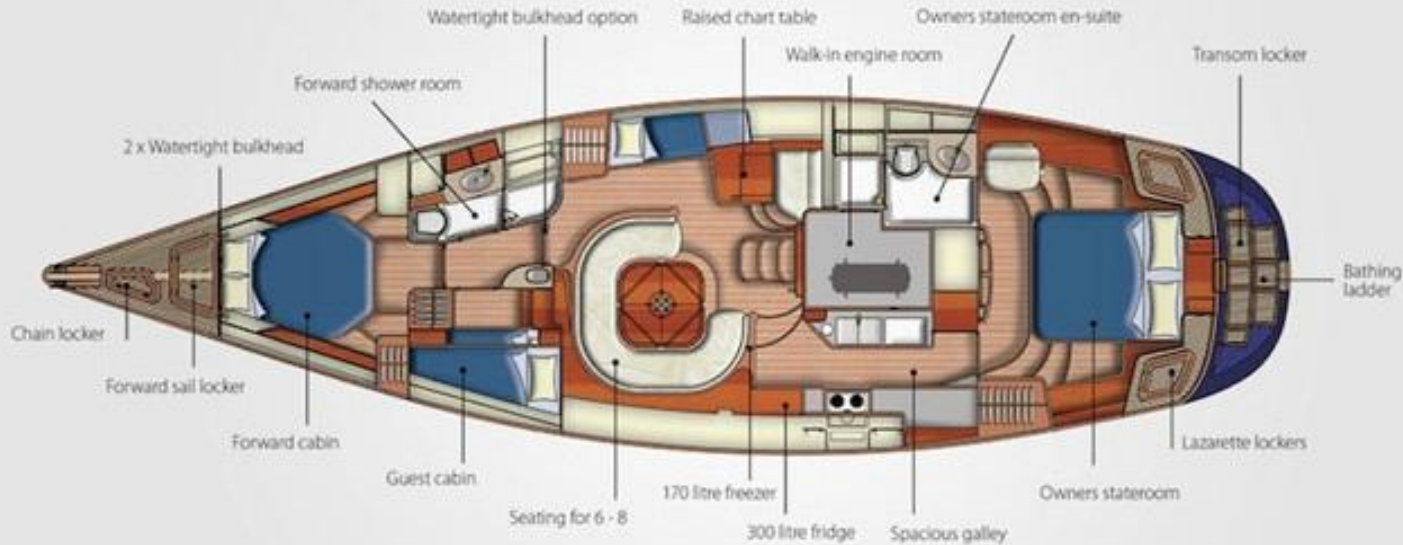
27' Monohull



37' Monohull



55' Monohull



Catamaran




Oceanis 31







A boat being cruised



A boat being raced



A racing boat

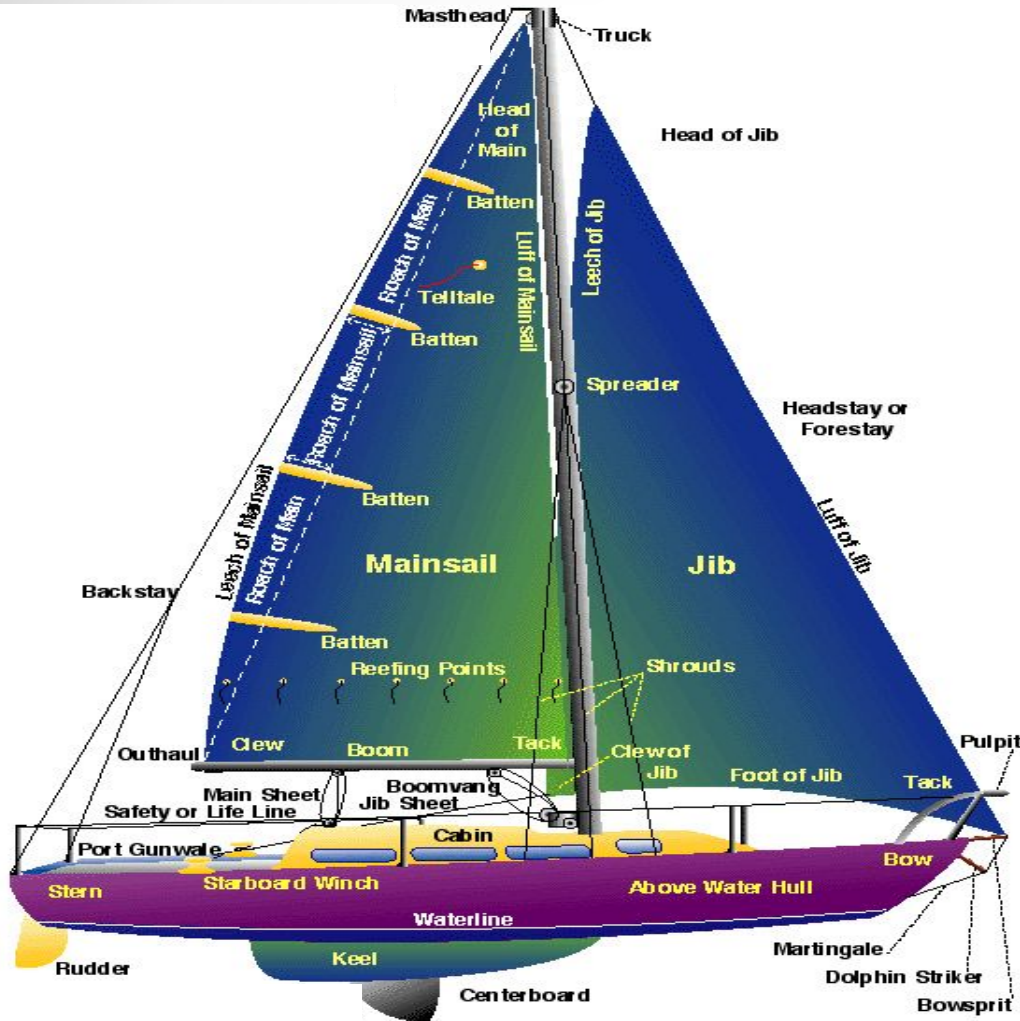
Boat Systems

- Rigging
- Galley
- Fresh water
- Head
- Bilge
- Engine
- Electrical
- Navigation lights
- Navigation Instruments
- Communications

Rigging

Older boats will have stainless standing rigging, new boats might have carbon rigging.

Many boats will have Dyneema/Spectra running rigging



Galley / Fresh Water



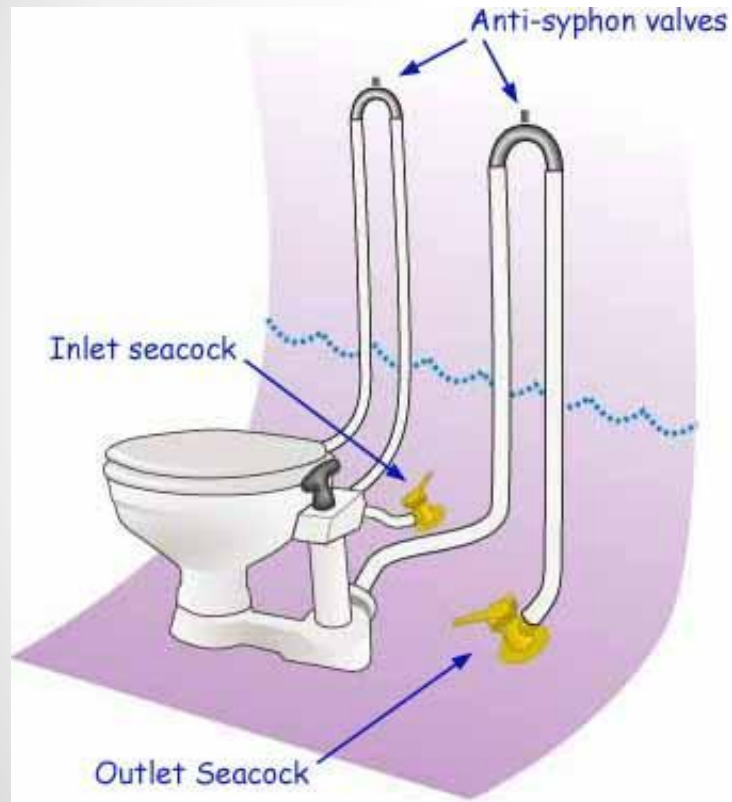
The Head



Keys to success:

- No standing - sit for everything
- Only organics get flushed
- Use fresh water - no smell

The Head



The Head



The Bilge



The Bilge

Bilge Pump System

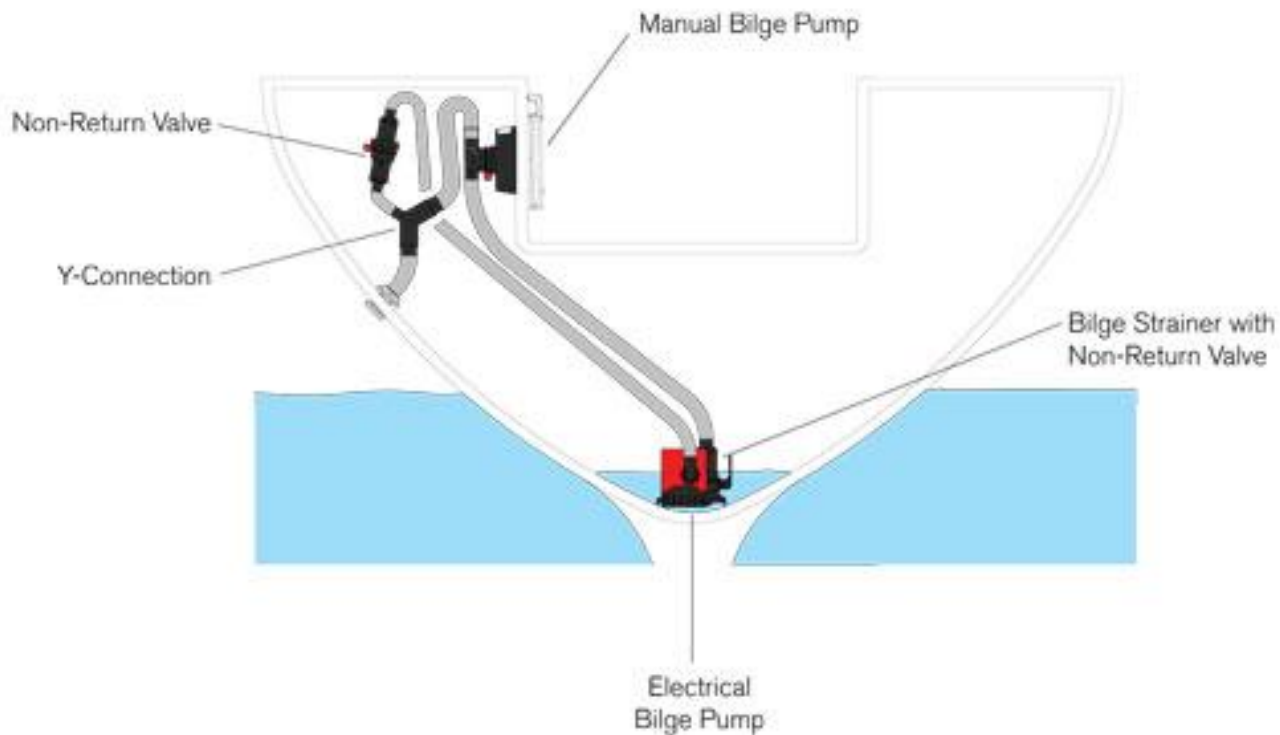


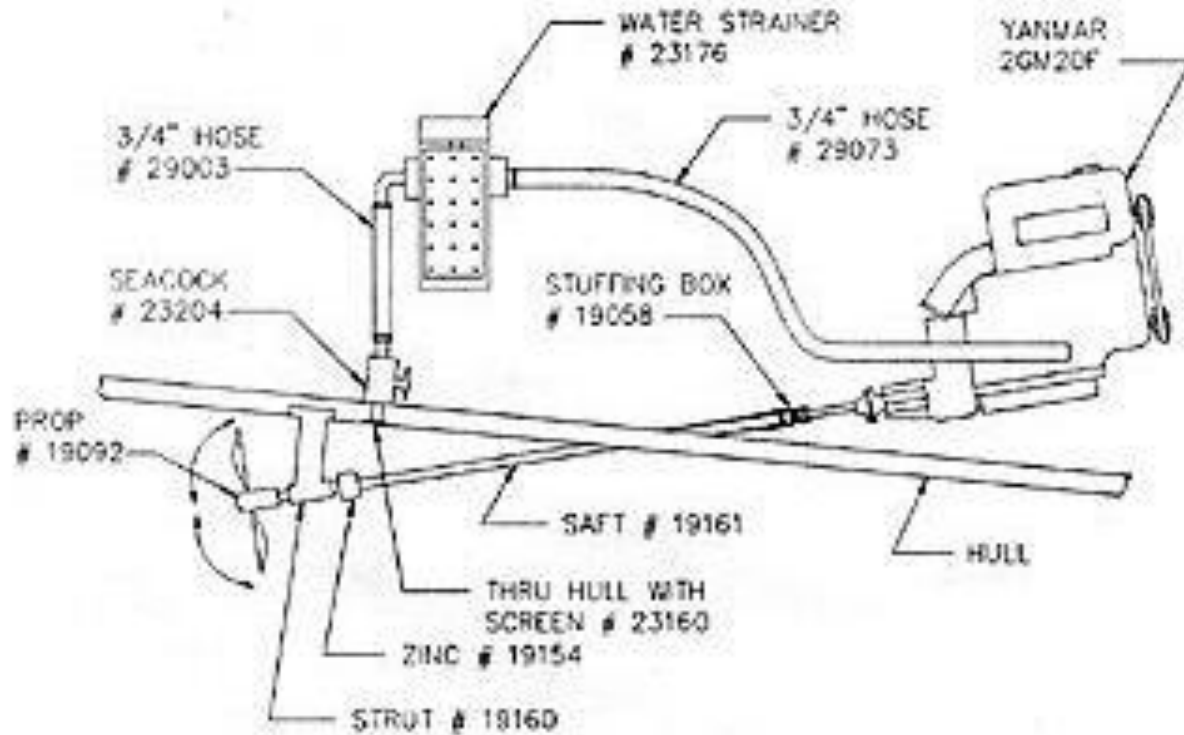
Image Courtesy of Johnson Pumps

Engine

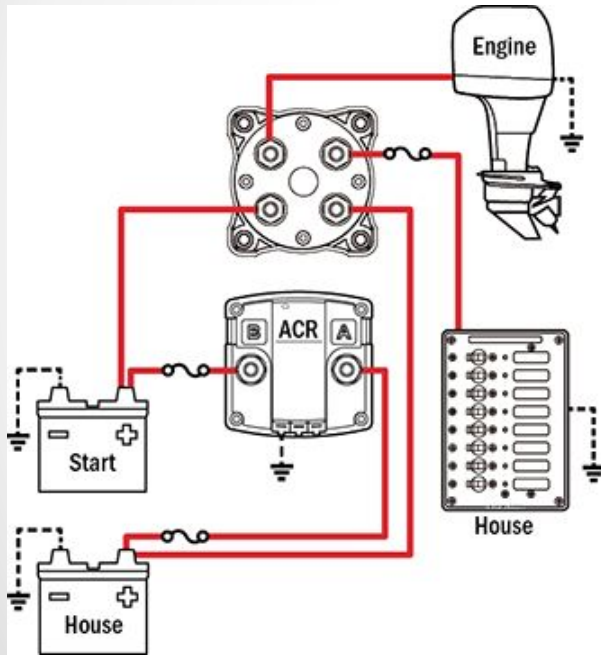
Outboard



Engine



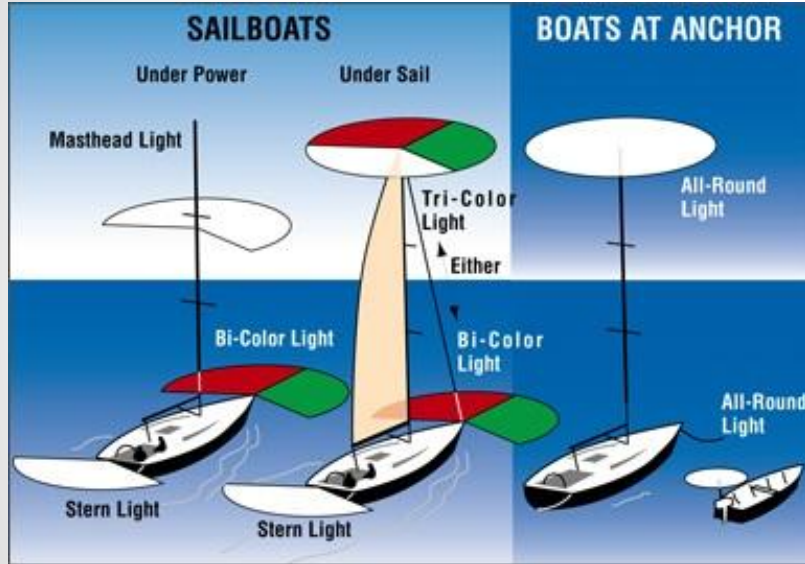
Electrical



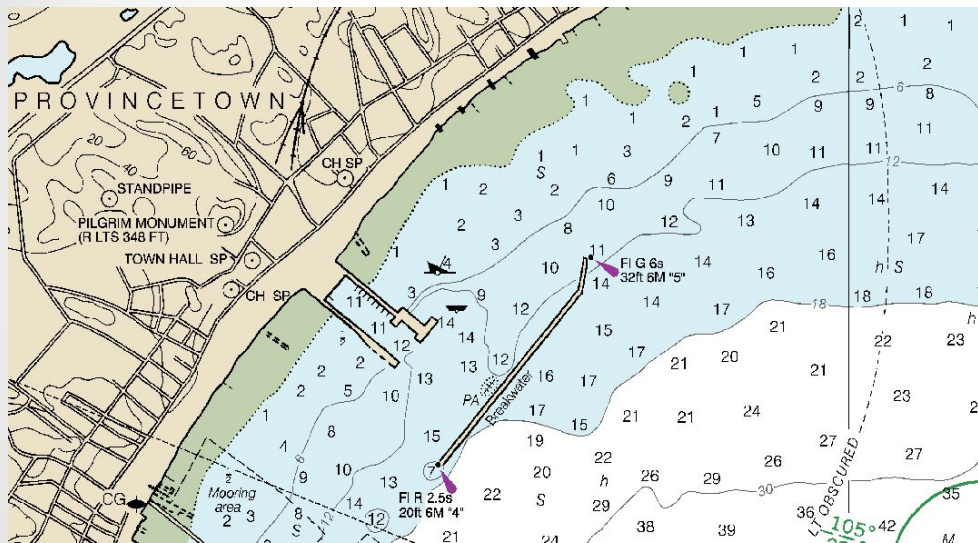
Electrical



Navigation Lights



Navigation Instruments



Old School



Navigation Instruments ...today



Communications



Channel 16: International Distress, Safety, and Calling
Channel 68, 69, 71, 72: Ship-to-ship communications
Channel 13: Bridge-to-bridge communications

Life Aboard



What To Bring?

Clothing (layers!)

- It might get cold
 - Hat, gloves, base layers
- It might get hot
 - Sun cover, sun glasses, swim gear
- It might rain
 - Jacket, overalls, boots

Other

- Toiletries
- Sunscreen, lip balm
- Medication, aspirin, etc.
- Camera
- Phone and car charger
- Down time entertainment
 - Books and games

Sea Sickness



Crew Positions

Fundamental positions

- Skipper
- Helm
- Jib Sheet(s)
- Main Sheet / Traveler
- Navigation

On multi-day trips...

- Galley Cook
- Standing Watch

Two Knots To Know

Bowline



Cleat Hitch



Basic Safety

- Walking around the boat
- Skipper's safety instruction
- PFD (aka life vest)
 - Clipping into a jackline
- Crew overboard procedure
 - Shout, Point, Throw
- Calling for help
 - Ch 16: Mayday, mayday, mayday
 - Flares, horn, smoke, yell

What Next?

- Keep coming to this IAP series
- Join the Bluewater mailing list
- Find a friend with a boat.



Contact

Teresa: teresa.augustin18@gmail.com

Scott: scott@dynes.org